





















































UEFA association's coefficient ranking for 2006/2007 cups

		2000/01	2001/02	2002/03	2003/04	2004/05	TOTAL	rank04	
1	Spain		16,611	14,857	15,500	14,312	12,437	73,717	1
2	England		14,166	11,571	10,666	11,250	15,571	63,224	2
3	Italy		9,812	12,571	15,928	8,875	14,000	61,186	3
4	France		9,500	7,125	7,916	13,500	11,428	49,469	5
5	Germany		11,062	13,500	9,142	4,714	10,571	48,989	4
6	Portugal		6,125	9,375	10,750	10,250	8,166	44,666	6
7	Netherlands		6,083	10,166	6,166	5,416	12,000	39,831	8
8	Greece		6,750	11,250	7,166	4,166	6,166	35,498	7
9	Belgium		7,000	5,875	6,875	5,875	6,125	31,750	12
10	Scotland		5,625	6,625	7,375	7,375	4,750	31,750	11
11	Turkey		7,750	5,625	4,666	6,500	5,375	29,916	10
12	Czech Republic		6,000	5,500	6,200	7,375	2,875	27,950	9
13	Russia		3,833	2,333	3,625	5,875	10,000	25,666	21
14	Austria		7,750	3,375	4,000	2,125	7,625	24,875	18
15	Ukraine		4,000	3,625	4,250	4,875	8,100	24,850	14
16	Israel		1,833	8,333	5,833	2,250	3,625	21,874	17
17	Serbia-Montenegro		4,500	3,166	4,833	4,500	4,250	21,249	19
18	Poland		3,625	4,125	6,625	4,125	2,500	21,000	16
19	Switzerland		4,375	6,125	5,875	1,875	2,625	20,875	13
20	Norway		4,625	3,250	2,700	6,125	3,500	20,200	15
21	Bulgaria		3,000	4,833	4,166	4,166	2,375	18,540	20
22	Croatia		4,375	4,375	2,750	3,625	3,000	18,125	23
23	Denmark		3,750	4,500	3,250	4,200	1,500	17,200	22
24	Hungary		2,666	1,500	3,166	4,833	4,166	16,331	25
25	Romania		0,833	2,625	2,166	4,333	5,500	15,457	26
26	Sweden		4,800	3,833	2,250	1,500	3,000	15,383	24
27	Slovakia		3,666	3,500	0,666	2,500	1,333	11,665	27
28	Slovenia		1,833	1,500	0,666	2,166	3,500	9,665	28
29	Cyprus		1,000	1,333	3,166	1,333	1,333	8,165	29
30	Bosnia-Herzegovina		0,500	0,333	3,000	1,666	1,666	7,165	33
31	Latvia		0,833	0,666	1,166	0,833	3,166	6,664	31
32	Finland		1,500	1,375	0,333	1,666	1,666	6,540	32
33	Moldova		1,166	1,166	1,000	1,500	1,500	6,332	30
34	Georgia		0,500	1,333	1,333	0,333	2,666	6,165	34
35	Lithuania		0,833	0,333	0,833	0,833	2,500	5,332	36
36	Iceland		0,833	0,833	0,166	0,500	2,500	4,832	38
37	F.Y.R. Macedonia		0,666	0,666	1,166	1,666	0,333	4,497	35
38	Republic of Ireland		1,666	0,666	0,166	0,333	1,333	4,164	40
39	Belarus		1,000	0,750	1,166	0,666	0,500	4,082	37
40	Liechtenstein		0,500	0,500	1,000	0,000	2,000	4,000	43
41	Armenia		0,666	0,000	1,166	0,666	0,500	2,998	41
42	Malta		0,333	1,166	0,833	0,333	0,333	2,998	39
43	Albania		0,000	0,666	0,666	0,333	1,000	2,665	44
44	Estonia		0,666	0,500	0,166	0,333	0,833	2,498	46
45	Northern Ireland		0,333	0,333	0,333	0,500	0,666	2,165	45
46	Wales		0,166	1,000	0,333	0,333	0,000	1,832	42
47	Luxembourg		0,333	0,333	0,500	0,166	0,333	1,665	47
48	Azerbaijan		0,666	0,166			0,500	1,332	48
49	Faroe Islands		0,000	0,500	0,166	0,000	0,333	0,999	49
50	Kazakhstan				0,500	0,166		0,666	50
51	Andorra		0,000	0,000	0,000	0,000	0,000	0,000	51
52	San Marino		0,000	0,000	0,000	0,000	0,000	0,000	52